


2018 + UP JEEP WRANGLER JL REAR DOOR CB ANTENNA MOUNT INSTALLATION INSTRUCTIONS



Parts List

- A. Aluminum Mount (Available in Polished aluminum or Anodized Black)
- B. Coaxial Cable W/FME Connector
- C. PL259 Adaptor
- D. Antenna
- E. 10mm Button Hex Head Bolt
- F. Internal Tooth Washer

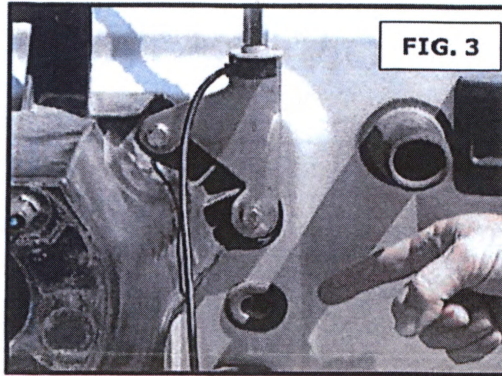
Installation

1. REMOVE THE SPARE TIRE FROM THE VEHICLE
2. REMOVE THE 2 BOLTS FROM THE TOP HINGE OF THE OUTSIDE OF BACK DOOR.
3. SAVE THE MANUFACTURER'S BOLTS TO REINSTALL IF YOU REMOVE THE JEEP ANTENNA BRACKET. THESE BOLTS CAN NOT BE USED FOR THE ANTENNA MOUNT.
4. ATTACH THE JEEP ANTENNA MOUNT (A) TO THE TOP HINGE OF THE BACK DOOR USING THE SUPPLIED INTERNAL TOOTH WASHERS (F) AND BOLTS (E) PLACE THE WASHERS BETWEEN THE MOUNT AND BOLTS.
5. KEEP THE MOUNT LEVEL AND TIGHTEN THE BOLTS COMPLETELY.




CABLE


6. THE COAXIAL CABLE (C) SHOULD BE RUN THROUGH THE OVAL RUBBER GROMMET ON THE RIGHT SIDE OF THE REAR DOOR BELOW THE SPARE TIRE MOUNT (SEE FIG. 3). REMOVE THE GROMMET. DRILL OR CUT A HOLE IN THE GROMMET FOR THE CABLE TO FEED THROUGH.




7. INSIDE OF THE REAR DOOR IS A PLASTIC PANEL. REMOVE THE PANEL (SEE FIG. 4). FEED THE CABLE THROUGH THE OUTSIDE RUBBER GROMMET. PULL THE CABLE THROUGH FROM THE INSIDE USING A PAIR OF NEEDLE NOSE PLIERS (SEE FIG. 5).




8. PULL THE CABLE TO THE LEFT ALONG THE DOOR STRAP. REPLACE THE PLASTIC PANEL (SEE FIG. 6).



9. RUN THE CABLE ALONG THE DOOR STRAP TO THE PLASTIC CHANNEL WHICH RUNS FROM THE REAR DOOR TO THE PASSENGER DOOR (SEE FIG. 7). TUCK THE CABLE IN THE PLASTIC CHANNEL.



10. TUCK THE CABLE INTO AND DOWN THE VERTICAL TRIM ALONG THE PASSENGER DOOR (SEE FIG. 8). NEXT, TUCK THE CABLE UNDER THE DOOR THRESHOLD TO THE FRONT OF THE VEHICLE (SEE FIG. 9).



11. ROUTE THE COAXIAL CABLE UNDER THE DASH TO YOUR CB RADIO. IF YOU HAVE EXCESS CABLE DO NOT COIL IT UP, RATHER USE A LOOSE ZIGZAG PATTERN. CONNECT THE PL-259 ADAPTOR (D) TO THE FME CONNECTOR ON THE CABLE. CONNECT TO THE CB RADIO. MOUNT SPARE TIRE BACK ON JEEP.

